



















E

Put the white square beside the red circle.		
Put the blue circle on the red square.		
Put the blue circle between the yellow square and the white square.		
Put the green square between the red circle and the blue circle.		
Except for the blue one, touch the circles.		
Cover the green circle with the blue square.		
First, touch the blue square; then touch the white circle.		
Touch the red circle - No! The green square.		
Cover - with the green circle - the blue square.		
Instead of the yellow square, touch the white circle.		

First, touch the yellow square, then, touch the blue circle.		
Touch the green circle and the blue square.		
Along with the yellow circle, touch the green circle.		
After touching the yellow square, touch the blue circle.		
Put the white square away from the yellow square.		
Put the red circle beside the yellow square.		
Put the yellow square on the red square.		
Before touching the white circle, touch the blue square.		
Touch the squares, except the yellow one.		